

2. now make it personal

easy upgrades to customize your selections

1 Want the most versatile + efficient honeycomb, anywhere? This one has it all!

Add operating ease, infinite light control plus safety insurance...all for one low price in any size! Our revolutionary Cordless Top Down/Bottom Up upgrade lets you lower shades from the top to let in light, while they stay closed at the bottom to preserve privacy. You can also raise from the bottom in conventional fashion. It's all accomplished with an easy push or pull of a handle – no more dangling lift cords that can be safety hazards for small children or playful pets!

2 Need extra child safety + effortless operation? Add Loop Control or Cordless Lift

Those dangling, dangerous lift cords are history with Loop Control! And for child and pet safety plus shades that are a breeze to raise, lower and position, choose our Cordless Lift System.

3 Love to have more light control + privacy? Top Down/Bottom Up is for you!


Amazingly simple, and simply amazing! Lower shades from the top to let in light, while the bottom stays put to maintain privacy. You can also raise them conventionally from the bottom.

swatch our
energy-saving materials
today, they're **free!**

1 CORDLESS TOP DOWN/BOTTOM UP



2 CORDLESS LIFT SYSTEM



3 TOP DOWN/BOTTOM UP



want even more upgrades for your honeycomb shades? they're just a click away at smithnoble.com!

A G Petite and Grand Cell Honeycomb Shade price chart

		width ↔ in inches												
		13"	23 1/8"	29 1/8"	35 1/8"	41 1/8"	47 1/8"	53 1/8"	59 1/8"	65 1/8"	71 1/8"	77 1/8"	83 1/8"	89 1/8"
height ↔ in inches	12 - 36"	579	86	100	114	124	139	144	158	169				
	36 1/8 - 42"	83	95	108	122	133	154	158	181	185				
	42 1/8 - 48"	89	101	115	130	146	158	174	194	203				
	48 1/8 - 54"	96	108	124	140	157	175	186	209	220				
	54 1/8 - 60"	101	115	134	150	167	190	203	224	236				
	60 1/8 - 66"	107	122	140	161	174	203	214	240	251				
	66 1/8 - 72"	114	133	152	174	193	216	233	254	272				
	72 1/8 - 120"	call or click												

Shades wider than 72" or 72" height must be ordered with either Loop Control, 2 on 1 Headrail, or Cordless

B D G Petite & Grand Blockout & Triad Cell Honeycomb Shade Price chart

		width ↔ in inches												
		13"	23 1/8"	29 1/8"	35 1/8"	41 1/8"	47 1/8"	53 1/8"	59 1/8"	65 1/8"	71 1/8"	77 1/8"	83 1/8"	89 1/8"
height ↔ in inches	12 - 36"	122	131	148	167	185	203	221	238	263				
	36 1/8 - 42"	133	142	157	180	203	221	240	263	288				
	42 1/8 - 48"	143	150	169	194	218	238	263	287	319				
	48 1/8 - 54"	150	158	181	209	234	259	282	307	343				
	54 1/8 - 60"	158	168	193	222	251	275	304	332	368				
	60 1/8 - 66"	167	179	206	236	265	294	325	356	391				
	66 1/8 - 72"	175	185	216	251	282	314	347	378	413				
	72 1/8 - 120"	call or click												

Shades wider than 72" or 72" height must be ordered with either Loop Control, 2 on 1 Headrail, or Cordless

① Twin cell pricing available online.

standard delivery now
included on your order

+ ENJOY free shipping

YOUR ADDED ADVANTAGE!

made in 4 days!

DELIVERY TIME

[business days]

- 11 days with Standard Shipping
- 6 days with 2nd Day Air
- 5 days with Next Day Air

1. choose style, cell size+color

Honeycomb Shade



Specify Petite, Petite Blockout, Grand, Grand Blockout, Twin, or Triad.

2. choose upgrades

- Cordless Lift System – \$49
- Top Down/Bottom Up – \$39
- Cordless Top Down/Bottom Up – \$79
- Loop Control – \$39

3. choose no charge options

- Cord Position – Select Left or Right cord position (Top Down/Bottom Up shades will have cords on both sides)
- Hold-Down Clips – keep shades in place when hung on doors
- Extension Brackets (specify clearance needed)
- Side Mount Brackets (maximum width 60")
Not available with Loop Control or Cordless Lift System

PLEASE NOTE Limitations may apply to some upgrades and no charge options. Please go online or call for details.

more styles, upgrades & options online

from **\$163** at 35" x 54" / made in 7 days



WATERFALL SHADES IN 2457 JILIN/MOSS (AVAILABLE ONLINE)
WITH WOOD BOTTOM BAR (AVAILABLE ONLINE) UPGRADE

FLAT FOLD SHADES IN 9351 HAITI/CAMEL WITH EDGE BINDING AND VALANCE IN
1227 CANVAS/RAVEN, AND 2 ON 1 HEADRAIL UPGRADES; RING TOP PANELS (P46)
IN 9561 FEATHER/CHARCOAL WITH WROUGHT IRON HARDWARE (P54)



FLAT FOLD SHADES IN 4473 BHUTAN/GOLDEN WITH WOOD BEAD TRIM (AVAILABLE ONLINE),
LOOP CONTROL AND 2 ON 1 HEADRAIL UPGRADES; FABRIC VALANCE IN 2818 SUEDE/SIENNA



natural woven shades

Do the words "natural woven shades" make you think of bamboo blinds from the import store? If so, you need to look closer at ours! Sure, we offer bamboo, from classic tortoise shells to fine matchstick weaves. You'll also discover reeds, hand woven grasses and yarns that adorn windows like textile artwork.

Hand-selected by us from sustainable crops that grow quickly with little need for fertilizer or pesticides; that's Natural harmony, perfectly in tune with your needs!

gorgeous in your windows,
easy on the earth, designed and
exclusively woven for you!

the s+n advantage:

YOUR ADDED
ADVANTAGES!

*free
swatches*

Try before you buy

*free
measuring*

Limited time special offer!
See details on back cover



+ *ENJOY free
shipping*

Standard delivery now
included on your order

We look at every detail, large and small,
to craft the finest natural woven shades anywhere!

Learn more at

smithandnoble.com/advantage



**COLOR-COORDINATED
THREAD**
Complements your
woven shade material.




**COLOR-MATCHED
HEADRAILS**
Stained to coordinate
with shade material.



**RICH BRONZE-TONE
FITTINGS**
Not just a cleaner look;
they work smoother, too!




**FINELY-TAILORED
MITERED CORNERS**
Creates a neat,
more finished look.



THEIRS
Clear monofilament
is artificial, distracting.



THEIRS
Bare wood
looks unfinished.



THEIRS
White plastic fittings
stand out.




THEIRS
Square corners are a
shortcut, and it shows!

1. choose style+material

bamboo and reeds

A good choice if you want an affordable, upscale look that adds textural interest to your decor. Looks great in clean contemporary rooms and more casual spaces. Can be used in more formal settings by adding edge bindings

and valances for a dressier feel. Works well with other natural elements like wood floors, jute rugs, Asian or tropical accents. See more product details and decorating tips at smithnoble.com



edge binding + fabric valance upgrades

Ideal if you want...to use color and pattern to tie other design elements of a room together. Great for releasing your inner interior decorator – order swatches and play with the possibilities! Guaranteed to elicit compliments

these finishing touches provide a "decorator has been here" touch your friends will envy. See more product details, decorative and functional enhancements, and decorating tips at smithnoble.com

1/2" Solid Twill Edge Bindings

(solid twill not available as fabric valance upgrade)

2 1/2" Edge Bindings or 6" Fabric Valances




2. now make it personal

easy upgrades to customize your selections

- 1 Want to let in light without giving up privacy? Add Top Down/Bottom Up**
Why didn't somebody come up with this solution before? Maintain your privacy while you let in sunshine by lowering your shades ingeniously from the top, or raise them from the bottom in traditional fashion.
- 2 Wish our airy natural weaves provided a bit more insulation? Just add Lining**
For privacy plus energy-saving insulation, order Privacy Lining. For nurseries, media rooms or anywhere total light blocking is needed, choose Blockout Lining. Both available in either White or Natural (see below).
- 3 Need extra safety for kids and pets? Lose the lift cord with Loop Control**
A continuous loop lift mechanism lets you effortlessly raise, lower and position even the largest shade, while eliminating dangling lift cords. A great upgrade for homes wanting child safety and an uncluttered look.

swatch our
eco-friendly materials
today, they're **free!**



want more ways to customize your woven shades? they're just a click away at smithnoble.com!

go

Flat Fold & Waterfall Shade price chart

		width → in inches									
		13-	23 1/8"	29 1/8"	35 1/8"	41 1/8"	46 3/8"	59 1/8"	71 1/8"	71 1/8"	
		23"	29"	35"	41"	46"	59"	71"	95"		
height ↑ in inches	12 -	A	90	115	130	146	163	194	245		
	36"	B	120	145	162	184	206	239	290		
	36 1/8"	A	106	124	137	158	179	212	272		
	42"	B	133	156	178	196	224	266	321		
	42 1/8"	A	114	137	146	175	197	222	284		
	48"	B	144	177	182	220	249	279	333		
	48 1/8"	A	120	146	163	184	205	238	317		
	54"	B	152	182	205	232	253	295	373		
	54 1/8"	A	127	157	176	194	214	259	324		
	60"	B	160	196	222	244	273	323	378		
	60 1/8"	A	137	163	187	206	229	276	358		
	66"	B	176	205	237	261	292	351	421		
	66 1/8"	A	146	168	198	224	250	290	385		
	72"	B	182	215	250	281	309	371	450		
	72 1/8" - 120"		call or click								

call or click

standard delivery now
included on your order

+ ENJOY free shipping

YOUR ADDED ADVANTAGE!

made in 7 days!

DELIVERY TIME

[business days]

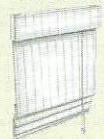
- 14 days with Standard Shipping
- 9 days with 2nd Day Air
- 8 days with Next Day Air

1. choose style + materials

Waterfall Shade



Flat Fold Shade



a clean look
with control
cords placed
behind shade
material

2. choose upgrades

- Edge Binding - 2 1/2" \$61; Solid Twills \$41
- Fabric Valance - \$19
- Top Down/Bottom Up - \$66
- Loop Control - \$41
- Privacy or Blockout Lining - Privacy 25%, Blockout 35%

3. choose no charge options

- Cord Position - Select Left or Right
- Hold-Down Clips - Keeps shade in place at the bottom
- Extension Brackets - Provides additional clearance

PLEASE NOTE Limitations may apply to some upgrades and no charge options. Please go online or call for details.

more styles, upgrades & options online

- Dual Shade
- 2 on 1 Headrail
- Decorative Cleat & Tassel
- Motorization
- Decorative Trim
- Wood Bottom Rail

find even more materials online!

pleated shades

*high style without the high price tag.
make over more windows, without breaking the budget!*



from **\$88** at 35" x 54" /
made in 4 days

4610 FERN GULLY/OCEAN WITH
BLOCKOUT LINING UPGRADE

1. choose style+material

Bring color, texture and crisp high fashion styling to any room, any window, with custom Pleated Shades. With Specialty Shapes available online, you can even bring the same look to hard to fit arches and skylights! You can count on them to keep their edge, because the durably luxurious fabrics we use resist fading, drooping and sagging. Our Pleated Shades are also priced so affordably you can add your choice of upgrades to ideally suit your home and your family's needs.


4858 LINEN/WHITE A	4859 LINEN/IVORY A	4862 LINEN/BUTTER A	4861 LINEN/BLOSSOM A	4860 LINEN/SAGE A
6866 SPLENDOR/ NATURAL B	6867 SPLENDOR/ BUTTERCREAM B	934 SPLENDOR/ STARLIGHT B	935 SPLENDOR/ PORCELAIN B	936 SPLENDOR/ STRAW B
1153 PIN DOT/ SOFT WHITE A	1154 PIN DOT/ IVORY A	1155 PIN DOT/ SHELL A	1159 PIN DOT/ SAGE A	933 PAPYRUS/ LINEN B
1032 PAPYRUS/ NATURAL B	4606 FERN GULLY/ NATURAL B	4607 FERN GULLY/ SAND B	4608 FERN GULLY/ GOLDEN B	4609 FERN GULLY/ LEAF B
4610 FERN GULLY/ OCEAN B	1941 CATALINA/ CREAM B	1940 CATALINA/ GOLDEN B	1942 CATALINA/ BRICK B	

2. now make it personal


your shades do even more with these low cost upgrades

- 1 Want maximum insulation value + energy savings? Add Blockout Lining
Ideal solution for maximum light blockage in bedrooms, nurseries, media rooms, anywhere you want total light control (some light will show through cord holes).
- 2 Need extra child safety + effortless operation? Choose Loop Control
Those dangling, dangerous lift cords are history! It's safer for kids and pets, a breeze to raise and lower! This is the affordable upgrade every home needs.
- 3 Love to have more light control + privacy? Top Down Bottom Up does both!
Lower shades from the top to let in natural light while preserving privacy, or raise them from the bottom in traditional fashion. Maximum width 72"; maximum height 96". Not available with Loop Control.

swatch our
pleated shade materials
today, they're **free!**



1 BLOCKOUT LINING



2 LOOP CONTROL



3 TOP DOWN/BOTTOM UP

see more upgrades for your pleated shades at smithnoble.com!



Pleated Shades price chart

		width \longleftrightarrow in inches								
		13- 24"	24 $\frac{1}{8}$ - 30"	30 $\frac{1}{8}$ - 36"	36 $\frac{1}{8}$ - 48"	48 $\frac{1}{8}$ - 60"	60 $\frac{1}{8}$ - 84"	84 $\frac{1}{8}$ - 144"		
height \updownarrow in inches	12 - 36"	A	546	56	68	83	108	168		
		B	65	75	86	108	129	188		
	36 $\frac{1}{8}$ - 42"	A	55	62	73	92	116	188		
		B	72	81	92	117	138	204		
	42 $\frac{1}{8}$ - 48"	A	63	72	83	99	145	205		
		B	77	86	101	122	144	220		
	48 $\frac{1}{8}$ - 60"	A	74	83	88	112	165	229	call or click	
		B	86	97	111	141	169	255		
	60 $\frac{1}{8}$ - 72"	A	86	92	101	128	189	256		
		B	95	110	123	158	191	290		
	72 $\frac{1}{8}$ - 96"		call or click							

Shades wider than 84" must be ordered with Loop Control or 2 on 1 Headrail (available online)

Fabric Width Note: Shades wider than 72" (60" for 1159 Sage & 1155 Shell) have seams where panels overlap. Because of the extra layer of fabric at the seams, will stack somewhat thicker than a single panel shade. The seams' overlap will appear darker when light filters through the shade.

standard delivery now
included on every order

+ ENJOY free shipping

YOUR ADDED ADVANTAGE!

made in 4 days!

DELIVERY TIME
[business days]

- 11 days with Standard Shipping
- 6 days with 2nd Day Air
- 5 days with Next Day Air

1. choose style+materials

Pleated Shade



2. choose upgrades

- Blockout Lining - \$31
- Top Down/Bottom Up - \$32
- Loop Control - \$41

PLEASE NOTE Limitations may apply to some upgrades and no charge options. Please go online or call for details.

more styles, upgrades & options online

- 2 on 1 Headrail
- Arches
- Skylights

1. choose style+material

our solar shades

cut the glare, keep the view

Our Solar Shades are simply brilliant. They significantly reduce the glare and heat in a room without eclipsing your view. Made from semi-sheer high-tech materials that absorb UV rays – they're like SPF for your furnishings! Solar shades shield carpeting, artwork and furniture from sun damage while minimizing glare on TV and computer screens. They might even reduce your AC bills. What a bright idea!

SOLAR ROLLER SHADES IN 9346 RAVEN WITH ALUMINUM DECORATIVE FASCIA VALANCE UPGRADE AND METAL BOTTOM RAIL OPTION

from **\$129** at 35" x 54" /
made in 7 days

semi-sheer solid

9347 BARK A
9343 LINEN A
9342 CLOUD A
9345 GRANITE A
9344 GRAPHITE A
9346 RAVEN A

semi-sheer fashion

3872 CITY/STRIA B
9368 NEO TWEED/NATURAL B
3873 CITY/MARBLE B
9365 RATTAN/WHEAT B
9367 NEO TWEED/BARK B
3874 CITY/WAVE B
3875 CITY/REPP B
9366 CROSSWEAVE/EARTH B

eco sheer – pvc free

9596 ECO SHEER/IVORY B
9595 ECO SHEER/WHITE B
9597 ECO SHEER/BRONZE B
9598 ECO SHEER/BLACK B

semi-sheer metallic

3889 CHAMPAGNE A
3891 COAL A
3890 MIST A
3888 SAGE A

2. now make it personal

easy upgrades make your shades look + work better!

1 Want a uniform look, top to bottom? Add a Decorative Fascia Valance

Conceals your shade's included Loop Control mechanism. Choose fabric-covered to match shade material or aluminum to match your shade's bottom rail. Available with Solar Roller style only. Maximum height for Semi-Sheer Solid and Semi-Sheer Metallics is 104" for Semi-Sheer Fashion fabrics is 115". Not available with eco sheer.

2 Want to enhance the look at no added cost? Ask for a Metal Bottom Rail

Your no charge choice of an aluminum metal bottom rail for a contemporary look or a sealed fabric hem for a clean appearance that matches your solar shade material.

3 Love to have more light control + privacy? Top Down/Bottom Up does it all!

Lower your shades from the top to let in more direct natural light while preserving your privacy, or raise them in conventional fashion from the bottom. Available with Solar Roman Shade style only. Maximum height is 108".

swatch our
energy saving materials
today, they're **free!**



1 DECORATIVE FASCIA VALANCE



ALUMINUM VALANCE



2 METAL BOTTOM RAIL



3 TOP DOWN / BOTTOM UP

Solar Roller Shade price chart

		Fabric	width ↔ in inches						
			15" - 30"	30 ³ / ₈ " - 36"	36 ¹ / ₈ " - 48"	48 ³ / ₈ " - 55"	55 ¹ / ₄ " - 61"	61 ¹ / ₈ " - 72"	72 ¹ / ₈ " - 96"
height ↑ inches	12 - 36"	A	92	108	125	149	166	197	call or click
		B	109	131	154	183	207	230	
	36 ¹ / ₈ - 42"	A	95	113	133	158	177	215	
		B	113	142	165	195	219	243	
	42 ¹ / ₈ - 48"	A	98	123	142	168	185	230	
		B	120	149	171	208	229	267	
	48 ¹ / ₈ - 54"	A	105	129	149	179	198	242	
		B	128	157	184	221	243	287	
	54 ¹ / ₈ - 60"	A	110	136	157	185	212	262	
		B	132	166	194	229	257	305	
	60 ¹ / ₈ - 72"	A	119	150	171	212	229	287	
		B	143	183	213	257	297	345	
72 ¹ / ₈ - 120"			call or click						

Maximum width for all City, Neo Tweed, Rattan and Crossweave fabrics is 72"

Solar Roman Shade price chart

		width ↔ in inches					
		15" - 30"	30 1/8" - 36"	36 1/8" - 48"	48 3/8" - 55"	55 1/4" - 72"	72 1/8" - 96"
height ↑ ↕ inches	12 - 36"	130	185	217	251	325	call or click
	36 1/8" - 48"	171	216	250	290	374	
	48 1/8" - 60"	183	230	268	311	403	
	60 1/8" - 72"	195	244	283	328	422	
	72 1/8" - 120"	call or click					

Maximum width for all City, Neo Tweed, Rattan and Crossweave fabrics is 72"

1. choose style + materials

Solar Roller Shade Solar Roman Shade Standard Roll Direction



Reverse Roll Direction

2. choose upgrades

- Decorative Fascia Valance – \$50
- Top Down/Bottom Up – \$50

3. choose no charge options

- Bottom rail – Select aluminum or fabric sealed
- Reverse Roll – Fabric rolls off front of shade.
- Lift Cord Position – Select Left or Right
- Extension Brackets – Provides additional clearance

4. choose your delivery time (business days, including manufacturing time)

- 14 days with Standard Shipping
- 9 days with 2nd Day Air
- 8 days with Next Day Air

PLEASE NOTE Limitations may apply to some upgrades and no charge options. Please go online or call for details.

SATISFACTION GUARANTEED

Along with exceptional quality and beauty, all smith+noble window treatments come with something extraordinarily rare in custom-made products: a Satisfaction Guarantee. If you spot a problem within 30 days of receiving your order, please notify Customer Service immediately. If you have provided accurate measurements and conformed to our recommended product specifications and limitations, we will expertly repair your treatment, or remake it completely. Over 20 years of satisfied customers give us the confidence to offer this Guarantee. We invite you to join them.

easy to order

choose. measure. order. enjoy...with confidence!

For Customer Service, call 800.248.8888

Monday through Friday 6am - 6pm; Saturday 7am - 4pm; Pacific Time

Order Online or download an Order Form & Worksheet anytime at smithnoble.com - fax orders to 800.426.7780

choose. Each window treatment has a step-by-step, easy checklist to help you. For example:

1. choose style + material or finish
2. choose upgrades
3. choose no charge options
4. choose delivery time

FOR ANY TREATMENT: DECIDE HOW TO MOUNT



INSIDE MOUNT

Inside mounted treatments are installed within your window frame, creating a built-in look without covering your molding. Inside mount is also suggested for the 1st layer of a layered treatment, and strongly recommended if your windows aren't "square" (see how to check, at right).




OUTSIDE MOUNT

Outside mounted treatments are installed on your wall or molding. An outside mount is often used to make a window look larger, to mask flaws in a window or adjacent wall, or when there's not enough frame depth for inside mounting.

measure.

CONSIDERATIONS IN CHOOSING INSIDE OR OUTSIDE MOUNT



FRAME DEPTH

FRAME DEPTH

Inside Mount requires adequate mounting depth within your frame. At least 2" is enough for most treatments (see Product Depth Chart, online). If your frame isn't deep enough for the style you've chosen, you should use Outside Mount.

OBSTACLES

Check for any obstacles such as handles or cranks, that could interfere with your treatment's operation with an Inside Mount. If there are such obstacles, you should consider Outside Mount.

SQUARENESS

For Inside Mount your window should be square, or treatment may not work properly or hang attractively. To check for squareness measure diagonally in both directions. If measurements differ by over 1/8", you should use Outside Mount.




MEASURE FOR SQUARENESS

SURFACE ABOVE WINDOW

Outside Mounting requires at least 2" of flat surface area above your window or on the window frame for mounting brackets.

IF YOU'VE SELECTED OUTSIDE MOUNT




- Using a metal tape, measure the area you want to cover, including any overlap on the surrounding wall. Although you must have at least 2" of flat surface above the opening to allow space for mounting brackets.
- When you specify Outside Mount for any treatment other than Roller or Solar Shades, and Illusions Horizontal Shadings, your treatment will be made to the exact size you specify (excluding trim). Roller, Solar and Illusions Horizontal fabrics will be approximately 1" narrower than ordered.
- You can also order the treatment wider to avoid light gaps. See the Recommended Overlap Chart, online.
- Also specify any extension brackets needed to clear handles, cranks, etc. as one of your No Charge Options.
- See Product Stacking Height or Width (chart online) to determine the wall area your treatment will cover when fully open.

IF YOU'VE SELECTED INSIDE MOUNT

MEASURE WIDTH



MEASURE HEIGHT



- Record both your width and height measurements on your Order Form (download it from our website). Note that you don't have to make any adjustments to your window measurements; we'll do it for you.
- Your Inside Mount blind or shade will be made slightly smaller than the size you specify to allow for operating clearance, as follows:
- Roller Shades and Illusions Horizontal Shadings will be 1" narrower than the width ordered; to avoid resulting light gap on each side, consider Outside Mount.
- Solar Shades with Decorative Fascia Valance fabrics will be 1 1/2" narrower.
- A width deduction of 1/8" - 1/2" will be taken on other treatment styles to ensure optimal performance.
- You cannot add to the size of your product for a tighter fit. If you do, it will not fit properly in your window.

FIND MORE USEFUL TOOLS ONLINE...



- ▶ product stacking height/width
- ▶ recommended overlap chart
- ▶ product depth chart
- ▶ fabric and material content

search [product info](#)